









230 V	IP 40	MH/CDM 70 W
	L=222	B=73
H=61	Leitung prim. + sek. 400 mm	[cable prim. + sec. 400 mm]
	konventionelle Vor- schaltgerä- teeinheit	[electro- magnatical ballast]




230 V	IP 40	MH/CDM 150 W
	L=250	B=73
H=61	Leitung prim. + sek. 400 mm	[cable prim. + sec. 400 mm]
	konventionelles Vor- schaltgerät	[electro- magnatical ballast]



220-240 V	IP 20	SDW-TG 100W
	L=185	B=90
H=39	elektroni- sches Vor- schaltgerät PHILIPS	[electronic ballast]
		



220-240 V	IP 20	MH/CDM 70 W
	L=149	H=35
B=79	elektroni- sches Vor- schaltgerät PHILIPS	[electronic ballast]
