



LUXEON® K2 (max. 350mA)





(ØxH) 50x33mm

Farbe [colour]	Nennstrom [current]	Nennleistung [rated power]	Verbindung [connection]
50	max.350mA konstant	3 W	 
54	Type LED-Diode	Anzahl [quantity] LED	Abstrahlwinkel Spot [narrow beam] 10°
55	Luxeon K2	3	
58			
59			
			558-626-..



(ØxH) 50x27mm

Farbe [colour]	Nennstrom [current]	Nennleistung [rated power]	Verbindung [connection]
50	max. 350 konstant	3 W	 
54	Type LED-Diode	Anzahl [quantity] LED	Abstrahlwinkel Spot [narrow beam] 40 - 45°
55	Luxeon K2	3	
58			
59			
			558-629-..