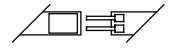
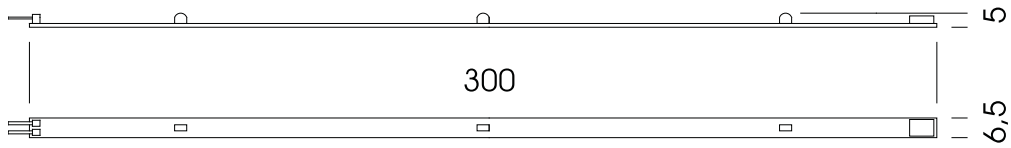
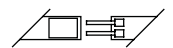
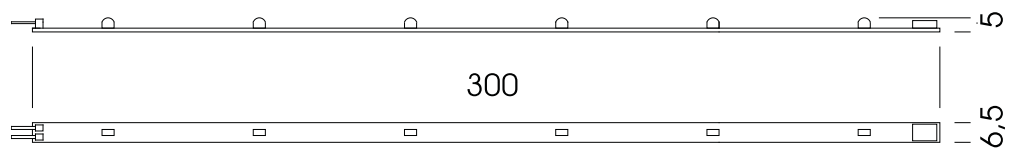


LED 12V_(DC)


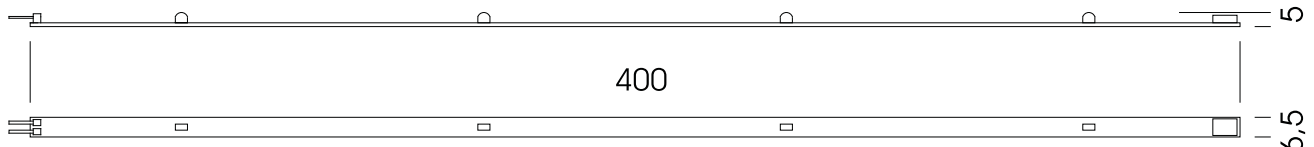
Leiterplatte mit SMD-LED's, für Tubelight Profile
PCB with SMD-LED's, for tubelight-profile



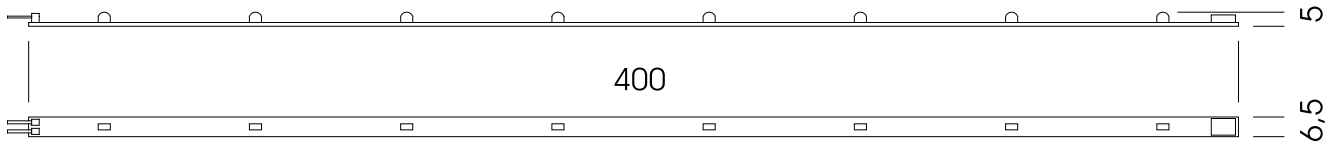
| Nennleistung rated power | Eingangsspannung input tension | Strom current | Anzahl LED LED quantity | Artikelnummer ref.-No. | Leuchtfarben fluorescent colour |
|-----------------------------|-----------------------------------|------------------|----------------------------|---------------------------|------------------------------------|
| 0,24 W | 12 Vdc | 0,02 A | 3 | 551-930-.. | 40 50 54 55 58 59 70 |



| Nennleistung rated power | Eingangsspannung input tension | Strom current | Anzahl LED LED quantity | Artikelnummer ref.-No. | Leuchtfarben fluorescent colour |
|-----------------------------|-----------------------------------|------------------|----------------------------|---------------------------|------------------------------------|
| 0,48 W | 12 Vdc | 0,04 A | 6 | 551-935-.. | 40 50 54 55 58 59 70 |



| Nennleistung rated power | Eingangsspannung input tension | Strom current | Anzahl LED LED quantity | Artikelnummer ref.-No. | Leuchtfarben fluorescent colour |
|-----------------------------|-----------------------------------|------------------|----------------------------|---------------------------|------------------------------------|
| 0,48 W | 12 Vdc | 0,04 A | 4 | 551-940-.. | 40 50 54 55 58 59 70 |



| Nennleistung rated power | Eingangsspannung input tension | Strom current | Anzahl LED LED quantity | Artikelnummer ref.-No. | Leuchtfarben fluorescent colour |
|-----------------------------|-----------------------------------|------------------|----------------------------|---------------------------|------------------------------------|
| 0,96 W | 12 Vdc | 0,08 A | 8 | 551-945-.. | 40 50 54 55 58 59 70 |

Maximale Systemlänge 1,0 A
Maximum load 1,0 A

ohne Abbildung:

Einspeisungskabel zu den Leiterplatten 551-930-.. bis 551-945-..

550-330-51

without figure:

input cable for PCB 551-930-.. to 551-945-..

550-330-51